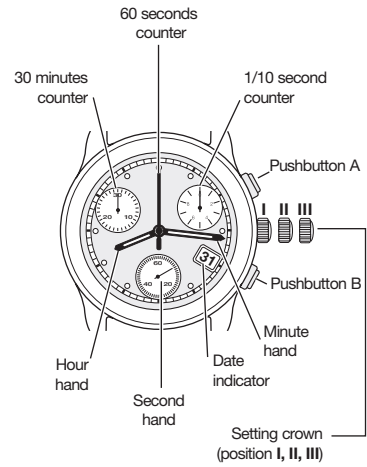


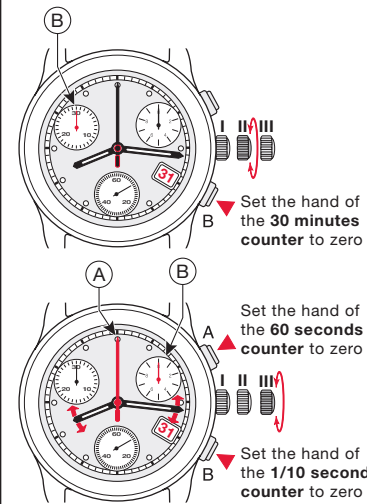
**DISPLAY** **A**

Watch hands



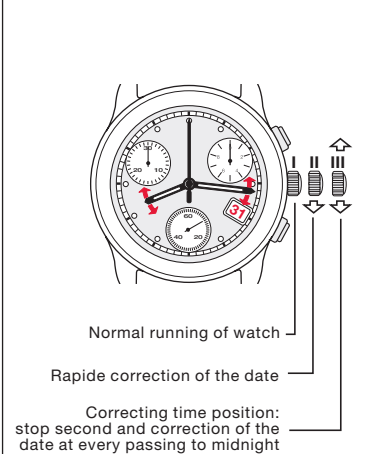
**SETTING THE COUNTERS TO ZERO** **B**

Setting crown in position II or III



**SETTINGS** **C**

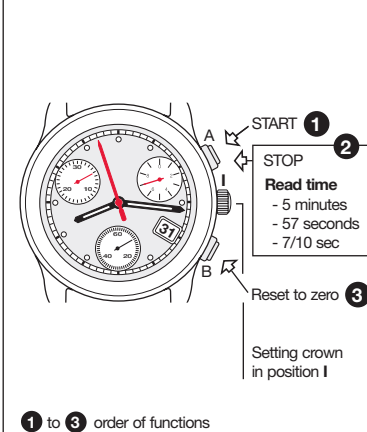
Crown 3 positions



**Note**  
Setting crown in position III : **STOP-SECOND**

**TIMING MODE** **D**

Simple timing function



**WARNING**  
Before starting the time, put back the chronograph hands to their original position.  
If necessary, see paragraph **SETTING THE TIMERS TO ZERO**.



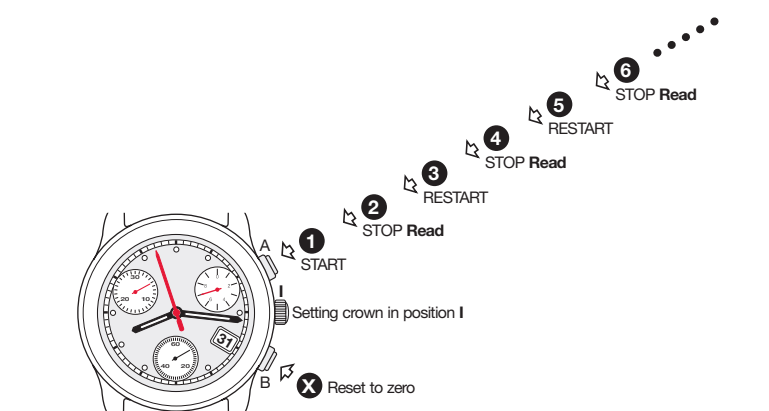
**ETA G15.211**  
**ETA G15.21A**

ETA SA Manufacture Horlogère Suisse  
depuis 1793

289 320 - 25.01.2012 / ETA / 03

**TIMING MODE** **E**

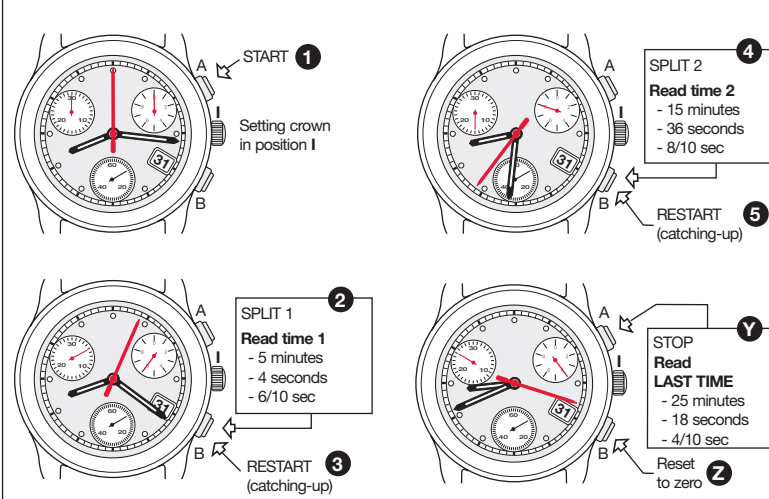
ADD function



1 to X order of functions

**TIMING MODE** **F**

SPLIT-TIME or INTERMEDIATE TIMES function



1 to Z order of functions